



MX-M6050/M5050  
MX-M4050/M3550/M3050

Digital Multifunctional System

[www.sharp.co.uk](http://www.sharp.co.uk)

**SHARP**  
Be Original.

# Fit for the future.

Print. Digital. In today's workplace, boosting productivity means making it simple to seamlessly move between the two. So, when choosing an MFP, invest in one that has all the essentials covered – with plenty of flexibility for adapting to an increasingly online world.

Perhaps you're looking for a supporting machine to add to your MFP network. Or you have a smaller business that needs a reliable, future-ready MFP to support your everyday tasks.

However large or small your working environment, adaptability in how you manage, access and share information is key for helping your business succeed. From meeting your day-to-day printing and copying needs, to giving you the option to add flexible features and enhanced connectivity, our A3 digital MFPs will be a trusted resource for today, and tomorrow.

## Five flexible options

Our wide choice of next generation black and white MFPs span some of the most sought after speeds on the market.

**For high demand:** MX-M6050 and MX-M5050 which offer an impressive printing and copying speed of 60 and 50 pages per minute (ppm) respectively.

**Medium speed:** 40 ppm MX-M4050 and 35 ppm MX-M3550.

**Perfect for smaller workgroups:** 30 ppm MX-M3050.

## Get the essentials as standard

Whichever MFP you choose, look forward to simple, streamlined functionality and a high quality output for every task. Create versatile documents, with the ability to print paper sizes of A5 to A3W, and weights of up to 300g/m<sup>2</sup>. With our Auto Process Control and Developer Refresh System, any images will be consistently crisp and clear.

Scanning is made easier with an in-built 100 sheet Reversing Single Pass Feeder that can process mixed documents simultaneously. And multiple scanned documents can be converted into separate files with Multicrop.

Then, when it comes to finishing your documents, choose from a variety of professional options including saddle stitching, manual and stapleless stapling.



**Pick and choose the extras**

Every workplace is different. So, instead of a one-size-fits-all approach, these MFPs can be customised to meet your requirements.

**Optional additional features include:**

- Fax expansion\*<sup>1</sup>
- Adobe® Postscript® 3™\*<sup>2</sup>
- Single Sign-On to connect to popular cloud storage services\*<sup>3</sup>
- OCR for converting scanned documents into editable, searchable files\*<sup>4</sup>
- Direct Microsoft® Office printing from USB drives\*<sup>5</sup>
- Sharpdesk Mobile to connect to mobile devices via wireless LAN\*<sup>6</sup>
- Sharp OSA (Open Systems Architecture) for integrating with network and cloud-based applications\*<sup>7</sup>
- Job Separator\*<sup>8</sup>



Reliable MFPs, shaped around you.

\*<sup>1</sup> Requires MX-FX15. \*<sup>2</sup> Requires MX-PK13. \*<sup>3</sup> Requires MX-AMX2. \*<sup>4</sup> Requires MX-EB20. \*<sup>5</sup> Requires MX-PU10.

\*<sup>6</sup> Requires MX-EB18. Availability varies by country/region. \*<sup>7</sup> Requires MX-AMX2 and/or MX-AMX3. \*<sup>8</sup> Requires MX-TR20.

# Powering workplace productivity.

With only so many hours in the working day, no one wants to waste them getting to grips with a complex printer. Thanks to an intuitive design, our MFPs support your teams to work smarter – and achieve more.

Every workplace includes people with different levels of technological ability. And at Sharp, we understand that advanced technology needs to be accessible to be truly useful. Pairing smarter functionality with user-friendly features – these MFPs are designed to save everyone time.



Work your way. Drag and drop icons to create a customised home screen.

## Intuitive controls

To help your teams quickly complete the document jobs they need, we've made sure that all features are easy to find, from a 10.1" tiltable colour touch screen.

The home screen can be customised by dragging and dropping icons for the most frequently used functions. Users can also select Easy Mode for simple jobs and, if they ever have any questions, go to the Quick Help guide embedded in every function.

What's more, there's no need to pace back and forth between your desk and the device to check on the progress of your job, as green and red LED status lights are visible from a distance.



### Do more, faster

From Advanced Preview for checking and editing scanned documents, to Multicrop for converting multiple scans into separate files, these MFPs come with a host of time-saving functions.

Depending on your needs, there's also a choice of extra-value options that could help boost workplace productivity even more. For example, if you need to digitise forms or documents, add OCR to create editable Microsoft® Office files and searchable PDFs.

There's also the option to add the ability to generate URLs to share large volumes of scanned data via email.\*<sup>1</sup>



Convert scanned documents into editable files.

### Energy efficient design

Saving energy isn't just a goal for business owners conscious of reducing running costs – but is something increasingly valuable to employees, too.

These MFPs make it simple to increase the energy efficiency of your workplace, with the ability to set a usage schedule so that it automatically switches on and off at set times.

When it comes to powering up the MFP, a quick-heating belt fusing system keeps the warm-up time short. Then, before a job begins, Eco Recommendation\*<sup>2</sup> prompts users to choose the most environmentally friendly option. Finally, low-melting-point Mycrostoner-Crystal reduces the overall energy consumption of printing and copying.

\*<sup>1</sup> Requires optional MX-HD16.

\*<sup>2</sup> For printing Document Filing data and direct printing (FTP/SMB/USB)



*An intuitive design with smart functionality and user-friendly features.*

# Connect and share securely.

From mobile working to new ways of accessing and sharing data, today's businesses now work anytime, anywhere. With the freedom to add enhanced connectivity, our MFPs are designed to keep pace with you.

With so many different devices at our fingertips, we're no longer tethered to desks and desktops. To support a moving workforce, our MFPs are ready to become part of a flexible, mobile network. Helping you unlock the opportunities and face the challenges of an ever-more connected world.

## Connect your way

Whether your workforce uses desktops, laptops, phones or tablets to get work done, they can connect with our next generation MFPs quickly and easily.

Want to share something from a mobile device? Add the wireless LAN\*<sup>1</sup> and use Sharpdesk Mobile to print from your mobile device or use any App that supports Google Cloud Print™. Sharp Print Service Plugin enables printing from applications that support the Android™ Printing framework. You can also connect via NFC\*<sup>2</sup> or even by scanning the QR Code® on the front of the MFP.

If you prefer to, you can also print Microsoft® Office files\*<sup>3</sup> directly from a USB.




Plug in and print from your USB memory stick.

## Cloud and email integration

Print, scan and share documents directly from the MFP, with direct access to the Cloud\*<sup>4</sup>. With just a few taps, sign into file-sharing and storage services such as Google Drive®, OneDrive®, Sharepoint®, Microsoft Online, Box and Sharp Cloud Portal Office. Many of these services can be reached with Single Sign-On, meaning there's no need to constantly re-enter login details.

And finally, if you want to share scanned documents directly to colleagues, simply email contacts from your Gmail™ or Microsoft Exchange account straight from the MFP.



\*<sup>1</sup> Requires MX-EB18. \*<sup>2</sup> Requires commercially available NFC card reader. \*<sup>3</sup> Optional MX-PU10 required to direct print Microsoft Office files. \*<sup>4</sup> Requires MX-AMX2. \*<sup>5</sup> Requires MX-HD16. \*<sup>6</sup> Once enabled, some functions may not be available. \*<sup>7</sup> HCD PP ver1.0 – non Common Criteria.

### **Safe and sound**

The flipside of more and more information being available digitally is an increased vulnerability to cyber attacks. But that needn't be the case. At Sharp, we help you make sure only the right people can access your business's vital information, with robust security features that keep your data secure.

**Control who can access the MFP** with passwords, user authentication and high security logins for IT managers and staff.

**Protect email communications** with S/MIME.

**Never leave sensitive documents unattended** with a Print Release function that means you can print from any networked MFP at a time and place that suits you\*<sup>5</sup>.

**Encrypt and erase data** from the MFP hard disk automatically and on-demand\*<sup>5</sup>.

For maximum security, as required by government, military and legal organisations, your IT administrator can permanently enable\*<sup>6</sup> the highest level of security. This conforms to the Hard Copy Device Protection Profile (HCDPP\*<sup>7</sup>) standard\*<sup>5</sup>.



# Streamlining your business, made simple.

Faster and easier printing, copying and scanning is just the start. With a Sharp MFP in the workplace, you also have access to our award-winning document management and collaboration software. Helping you keep everyone on the same page, wherever they are.

Multiple cloud platforms. Different devices. With more ways to access and share information than ever before, it's no surprise that many businesses have fairly fragmented document management environments.

And, while our MFPs are designed to fit seamlessly with your preferred systems, they can also help you bring everything together under one roof. Giving everyone the resources they need to work effectively, helping you make the most of every business opportunity.

## **Manage, share and collaborate: Cloud Portal Office**

No more misplacing key documents, or wasting time searching through multiple databases and storage systems. With Cloud Portal Office, you can store all your vital information in one fully indexed repository that staff can access whenever and wherever they need to.

Use the MFP to scan, index and save documents straight to Cloud Portal Office. Alert colleagues directly from the MFP, so that they can immediately access information – from any web enabled device, including the Sharp BIG PAD interactive display.

From supporting staff heading out for meetings and presentations, to making sure remote and office-based staff can easily share the most up to date resources, Cloud Portal Office helps you reach new levels of efficiency across your business.







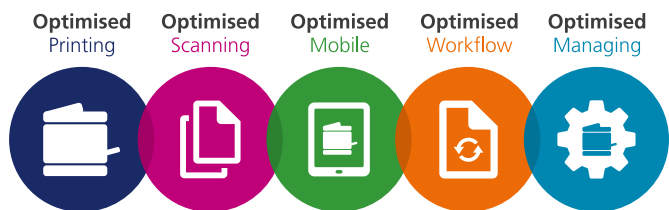
**Reduce running costs: Optimised Software Solutions**

Streamline every part of document management, right down to day-to-day printing and copying tasks, by choosing one or more of our Optimised Software Solutions.

**Optimised Printing:** monitor and manage your print and copy usage. Make sure the MFP is only being used by authorised people, track and recover costs and reduce waste.

**Optimised Scanning:** save time and avoid costly errors by simplifying and automating how you store and share documents – whatever their format.

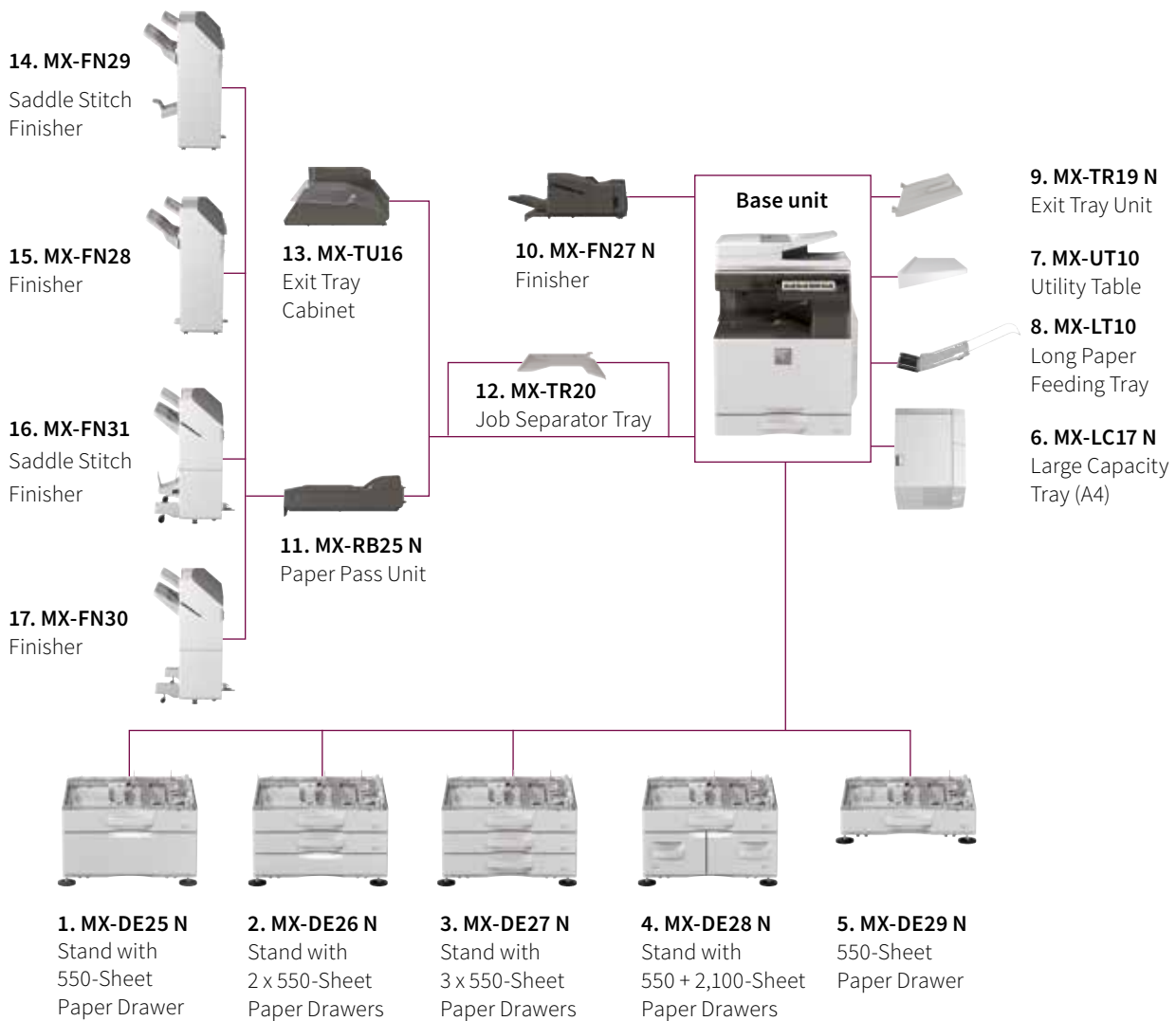
**Optimised Mobile:** create a more flexible team by helping people connect tablets, phones and laptops simply and securely, so they're always in touch.



**Optimised Workflow:** restore the productivity you need to achieve and maintain profitable growth by streamlining and simplifying repetitive tasks.

**Optimised Managing:** ease the burden of managing your MFPs and reduce the cost of ownership.

# Configurations



# Options

## Base Unit

- 1. MX-DE25 N Stand with 550-Sheet Paper Drawer**  
550 sheets\*<sup>1</sup>, A3W to A5R (60 - 300 g/m<sup>2</sup>)
- 2. MX-DE26 N Stand with 2 x 550-Sheet Paper Drawer**  
550 sheets\*<sup>1</sup> each for lower and upper trays, A3W to A5R (60 - 300 g/m<sup>2</sup>)
- 3. MX-DE27 N Stand with 3 x 550-Sheet Paper Drawer**  
550 sheets\*<sup>1</sup> each for lower and upper trays, A3W to A5R (60 - 300 g/m<sup>2</sup>)
- 4. MX-DE28 N Stand with 550 + 2,100-Sheet Paper Drawer**  
Upper tray: A3W - A5R, 550 sheets\*<sup>1</sup> (80 g/m<sup>2</sup>)  
Lower tray (Left): A4, 1,200 sheets\*<sup>1</sup> (60 - 105 g/m<sup>2</sup>)  
Lower tray (Right): A4 - B5, 900 sheets\*<sup>1</sup> (60 - 105 g/m<sup>2</sup>)
- 5. MX-DE29 N 550-Sheet Paper Drawer**  
550 sheets\*<sup>1</sup>, A3W to A5R (60 - 300 g/m<sup>2</sup>)
- 6. MX-LC17 N Large Capacity Tray (A4)**  
3,000 sheets\*<sup>1</sup>, A4 - B5 (60 - 220 g/m<sup>2</sup>)
- 7. MX-UT10 Utility Table**

## Finishing

- 8. MX-LT10 Long Paper Feeding Tray**  
Recommended for banner printing
- 9. MX-TR19 N Exit Tray Unit**
- 10. MX-FN27 N Inner Finisher**  
A3 - B5 (offset/staple), A3W - A5R (non offset)  
Offset tray (upper): max. 500-sheet paper capacity\*<sup>1</sup>  
Stapling capacity: max. 50-sheet multi-position staple\*<sup>1</sup>  
Staple position: 3 locations (front, rear or 2 point stitching)  
Manual Stapling: 1-point at rear (Flat), 45 sheets (64 g/m<sup>2</sup>), 40 sheets (80 g/m<sup>2</sup>)  
Stapleless capacity: max.5-sheet (64 g/m<sup>2</sup>), 4 sheet (65 - 81.4 g/m<sup>2</sup>), 3 sheet (81.5 - 105 g/m<sup>2</sup>)  
Stapleless position: 1-point at rear (Slant), A3 - B5
- Optional Punch Module for MX-FN27 N:**  
**MX-PN14C - 2/4 Hole Punch Module**  
**MX-PN14D - 4 Hole Wide Punch Module**

\*<sup>1</sup> Number of sheets based on 80 g/m<sup>2</sup>.

# Options

## 11. MX-RB25 N Paper Pass Unit

Required when using MX-FN28, MX-FN29, MX-FN30 & MX-FN31

## 12. MX-TR20 Job Separator Tray

Requires MX-TU16 Exit Tray Cabinet

## 13. MX-TU16 Exit Tray Cabinet

## 14. MX-FN29 1k Saddle Stitch Finisher

A3W - A5R (offset/staple), A3W - A5R (non offset)

Offset tray (upper): max.1,000-sheet paper capacity\*<sup>1</sup>

Stapling capacity: max. 50-sheet multi-position staple\*<sup>1</sup>

Staple position: 1-point at front (Flat), 1-point at back (Flat), 2 point stitching

Saddle stitch tray (lower): 7 sets (11-15 sheets), 10 sets (6-10 sheets),

20 sets (1-5 sheets). 15 sheets max per set

## 15. MX-FN28 1k Finisher

A3W - A5R (offset/staple), A3W - A5R (non offset)

Offset tray (upper): max.1,000-sheet paper capacity\*<sup>1</sup>

Stapling capacity: max. 50-sheet multi-position staple\*<sup>1</sup>

Staple position: 1-point at front (Flat), 1-point at back (Flat), 2 point stitching

### Optional Punch Module for MX-FN29 & MX-FN28:

#### MX-PN15C - 2/4 Hole Punch Module

#### MX-PN15D - 4 Hole Wide Punch Module

## 16. MX-FN31 3k Saddle Stitch Finisher

A3 - B5 (offset/staple), A3W - A5R (non offset)

Offset tray (upper): max.3,000-sheet paper capacity\*<sup>1</sup>

Stapling capacity: max. 65-sheet multi-position staple\*<sup>1</sup>

Staple position: 1-point at front (Slant), 1-point at back (Slant), 2 point stitching

Manual Stapling: 1-point at rear (Flat), 45 sheets (64 g/m<sup>2</sup>), 40 sheets (80 g/m<sup>2</sup>)

Stapleless capacity: max.5-sheet (64 g/m<sup>2</sup>), 4 sheet (65 - 81.4 g/m<sup>2</sup>),

3 sheet (81.5 - 105 g/m<sup>2</sup>)

Stapleless position: 1-point at rear (Slant), A3 - B5

Saddle stitch tray (lower): 10 sets (11-15 sheets), 15 sets (6-10 sheets),

25 sets (1-5 sheets). 20 sheets max per set

## 17. MX-FN30 3k Finisher

A3 - B5 (offset/staple), A3W - A5R (non offset)

Offset tray (upper): max.3,000-sheet paper capacity\*<sup>1</sup>

Stapling capacity: max. 65-sheet multi-position staple\*<sup>1</sup>

Staple position: 1-point at front (Slant), 1-point at back (Slant), 2 point stitching

Manual Stapling: 1-point at rear (Flat), 45 sheets (64 g/m<sup>2</sup>), 40 sheets (80 g/m<sup>2</sup>)

Stapleless capacity: max.5-sheet (64 g/m<sup>2</sup>), 4 sheet (65 - 81.4 g/m<sup>2</sup>),

3 sheet (81.5 - 105 g/m<sup>2</sup>)

Stapleless position: 1-point at rear (Slant), A3 - B5

### Optional Punch Module for MX-FN31 & MX-FN30:

#### MX-PN16C - 2/4 Hole Punch Module

#### MX-PN16D - 4 Hole Wide Punch Module

### Printing

#### MX-PK13 PS3 Expansion Kit

Enables PostScript printing

#### MX-PU10 Direct Print Expansion Kit

#### MX-PF10 Barcode Font Kit

Enables barcode printing

#### MX-HD16

HDD Expansion Kit

### Faxing

#### MX-FX15 Fax Expansion Kit

#### MX-FWX1 Internet Fax Expansion Kit

### Connectivity

#### MX-EB18 Wireless LAN Adaptor

Enables connection to wireless networks

### Scanning

#### MX-EB19 Enhanced Compression Kit

Enables creation of high compression PDFs

#### MX-EB20

OCR Expansion Kit

#### AR-SU1 Stamp Unit

Marks already scanned documents for checking

### Sharpdesk Licenses

#### MX-USX1/X5

1/5-License Kit

#### MX-US10/50/A0

10/50/100-License Kit

### Sharp OSA<sup>®</sup>

#### MX-AMX1 Application Integration Module

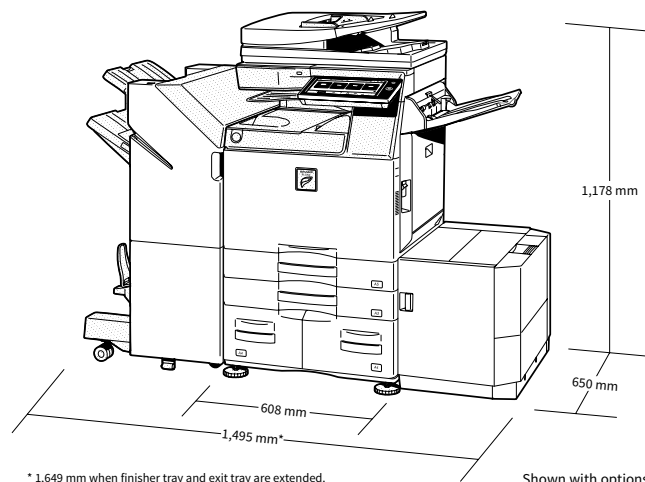
#### MX-AMX2 Application Communication Module

#### MX-AMX3 External Account Module

### Security

#### MX-FR56U\*<sup>2</sup> Data Security Kit

Commercial Version



\* 1,649 mm when finisher tray and exit tray are extended.

Shown with options.



\*<sup>1</sup> Number of sheets based on 80 g/m<sup>2</sup>.

\*<sup>2</sup> Available at a later date. Requires optional MX-HD16.

# Specifications

## General

<b>Engine speed</b> (ppm/cpm) (Max)	<b>A4</b> <sup>*1</sup>	<b>A3</b>	<b>A3W</b>
MX-M6050	60	28	26
MX-M5050	50	24	23
MX-M4050	40	19	18
MX-M3550	35	17	16
MX-M3050	30	15	14
<b>Control panel display</b>	10.1-inch colour LCD touchscreen		
<b>Paper size</b> (Min – Max)	A5 <sup>*2</sup> – A3W		
<b>Paper weight</b> (g/m <sup>2</sup> )			
Tray	60 - 300		
Multi-bypass	55 - 300		
<b>Paper capacity</b> (Std – Max)			
Sheets	650 - 6,300		
Drawers	1 - 4 (plus bypass tray)		
<b>Warm-up time</b> <sup>*3</sup> (seconds)			
MX-M6050	18		
MX-M5050	16		
MX-M4050/MX-M3550/MX-M3050	14		
<b>Memory</b> (GB)			
Copier/Printer (shared)	5		
HDD <sup>*4</sup> <sup>*5</sup>	500		
<b>Power requirements</b>	Rated local AC voltage ±10%, 50/60 Hz		
<b>Power consumption</b> (kW) (Max)	1.84 (220 to 240V)		
<b>Dimensions</b> (mm) (W x D x H) <sup>*6</sup>	608 x 650 x 834		
<b>Weight</b> (kg)	64		

## Copier

<b>Original paper size</b> (Max)	A3
<b>First copy time</b> <sup>*7</sup>	
MX-M6050	3.5
MX-M5050	3.7
MX-M4050/MX-M3550/MX-M3050	4.5
<b>Continuous copies</b> (Max)	9,999
<b>Print resolution</b> (dpi)	
Scan	600 x 600, 600 x 400
Print	600 x 600, 9600 (equivalent) x 600 (depending on copy mode)
<b>Gradation levels</b>	256
<b>Zoom range</b> (%)	25 – 400, (25 – 200 using RSPF) in 1% increments
<b>Preset copy ratios</b> (Metric)	10 ratios (5R/5E)

## Wireless LAN (optional MX-EB18 required)

<b>Compliant regulation</b>	IEEE802.11n/g/b
<b>Access mode</b>	Infrastructure mode, Software AP mode
<b>Security</b>	WEP, WPA/WPA2-mixed PSK, WPA/WPA2-mixed EAP <sup>*8</sup> , WPA2 PSK, WPA2 EAP <sup>*8</sup>

## Network Scanner

<b>Scan method</b>	Push scan (via control panel) Pull scan (TWAIN-compliant application)
<b>Scan speed</b> <sup>*9</sup> (ipm) (Max)	80
<b>Resolution</b> (dpi) (Max)	
Push scan	100, 150, 200, 300, 400, 600
Pull scan	75, 100, 150, 200, 300, 400, 600 50 to 9,600 dpi via user setting
<b>File formats</b>	TIFF, PDF, PDF/A <sup>*10</sup> , encrypted PDF, compact PDF <sup>*11</sup> <sup>*12</sup> , JPEG <sup>*12</sup> , XPS, searchable PDF <sup>*10</sup> , Microsoft <sup>®</sup> Office (pptx, xlsx, docx) <sup>*10</sup> , text (TXT) <sup>*10</sup> , rich text (RTF) <sup>*10</sup>
<b>Scan destinations</b>	Scan to e-mail, desktop, FTP server, network folder (SMB), USB memory, HDD <sup>*5</sup>
<b>Scanner utilities</b>	Sharpdesk

## Document Filing (optional MX-HD16 required)

Document filing capacity <sup>*13</sup>	Pages	Files
Main & custom folders	20,000	3,000
Quick file folder	10,000	1,000
<b>Stored jobs</b> <sup>*14</sup>	Copy, print, scan, fax transmission	
<b>Storage folders</b>	Quick file folder, main folder, custom folder (max. 1,000)	

## Network Printer

<b>Resolution</b> (dpi)	600 x 600, 9600 (equivalent) x 600
<b>Interface</b>	USB 2.0, 10Base-T/100Base-TX/1000Base-T
<b>Supported OS</b>	Windows Server <sup>®</sup> 2008, 2008R2, 2012, 2012R2, 2016, Windows <sup>®</sup> 7, 8.1, 10 Mac OS X, 10.6, 10.7, 10.8, 10.9, 10.10, 10.11, 10.12, 10.13 <sup>*15</sup>
<b>Network protocols</b>	TCP/IP
<b>Printing protocols</b>	LPR, Raw TCP (port 9100), POP3 (e-mail printing), HTTP, FTP for downloading print files, IPP, SMB, WSD
<b>PDL</b>	Standard: PCL 6 emulation Optional: Adobe <sup>®</sup> PostScript <sup>®</sup> 3 <sup>™</sup>
<b>Available fonts</b>	80 fonts for PCL, 139 fonts for Adobe PostScript 3

## Fax (optional MX-FX15 required)

<b>Compression method</b>	MH/MR/MMR/JBIG
<b>Communication protocol</b>	Super G3/G3
<b>Transmission time</b> <sup>*16</sup> (seconds)	Less than 3
<b>Modem speed</b> (bps)	33,600 – 2,400 with automatic fallback
<b>Transmission resolution</b> (dpi)	203.2 x 97.8 (Std) / 406.4 x 391 (Ultra Fine)
<b>Recording width</b>	A3 – A5
<b>Memory</b> (GB)	1 (built-in)

<sup>\*1</sup> Long-edge feeding. <sup>\*2</sup> Only short-edge feeding can be used with A5 paper. <sup>\*3</sup> At rated voltage, 23°C (73.4°F). May vary depending on operating conditions and environment. <sup>\*4</sup> HDD capacity depends on procurement and sourcing status. <sup>\*5</sup> Requires optional MX-HD16. <sup>\*6</sup> Including adjusters and protuberances. <sup>\*7</sup> Long-edge feeding of A4 sheets from 1st paper tray, using document glass, without Auto Colour Selection and Auto Colour mode, MFP in fully ready condition. May vary depending on operating conditions and environment. <sup>\*8</sup> Not applicable to Software AP mode. <sup>\*9</sup> Based on Sharp's A4 standard chart, using document feeder and long-edge feeding. Using factory default settings with Auto Colour Selection off. Scan speed will vary depending on the type of document and the scan settings. <sup>\*10</sup> Requires optional MX-EB20. <sup>\*11</sup> Requires optional MX-EB19. <sup>\*12</sup> Colour/greyscale only. <sup>\*13</sup> Storage capacity will vary depending on the type of document and the scan settings. <sup>\*14</sup> Some features require option(s). <sup>\*15</sup> Mac OS requires MX-PK13. <sup>\*16</sup> Based on Sharp's standard chart with approx. 700 characters (A4 long-edge feeding) at standard resolution in Super G3 mode, 33,600 bps, JBIG compression.

Design and specifications are subject to change without prior notice. All information was correct at time of print. The ENERGY STAR logo is a certification mark and may only be used to certify specific products that have been determined to meet the ENERGY STAR programme requirements. ENERGY STAR is a US registered mark. Windows, Windows NT, Windows XP and Windows Vista are registered trademarks of Microsoft Corporation. Adobe and PostScript 3 are either registered trademarks or trademarks of Adobe Systems Incorporated in the U.S. and/or other countries. All other company names, product names and logos are trademarks or registered trademarks of their respective owners. ©Sharp Corporation December 2017. Ref: MX-M6050/MX-M5050/MX-M4050/MX-M3550/MX-M3050 Brochure Job:18730. All trademarks acknowledged. E&OE.