



# MX-8090N / MX-7090N

Pro Series Colour Light Production Printing Systems

[www.sharp.co.uk](http://www.sharp.co.uk)

**SHARP**  
Be Original.

# Print room productivity.

Exceptional performance. Professional features.  
World-class image quality. You know it's a Sharp.

Printing shouldn't be difficult. And with the 80 pages per minute (ppm) MX-8090N and the 70 ppm MX-7090N it isn't. Now you can produce large volumes of professional quality documents, on demand and at a moment's notice, on a huge range of media. What's more, there's even a 'simple' mode for rapid production of routine documents.

## Class-leading print technology

Best-in-class media handling, high input capacity and a unique ability to print right to the edge of landscape format documents, helps operators to quickly create high quality, full bleed booklets in-line.

Plus, if you specify an embedded EFI Fiery controller you can operate it directly from our largest ever integrated colour touchscreen. That means that you won't need to sacrifice space and additional cost by adding a dedicated PC, external server or special furniture.

Alternatively, we can supply the model of your choice with an external Fiery controller, unlocking the full power of EFI's colour management and workflow automation software. It's your choice.

Whichever solution you decide is right for you, the power and versatility of these printing powerhouses will deliver professional-looking documents with faster workflows and precise colour control for the whole workgroup.



### Modular design

It's all here. An impressive range of paper input and document finishing options lets you take on a huge variety of jobs. Powerful processing technology, deeply integrated with Adobe technology and Fiery SmartRIP, lets you fulfil demands faster and with greater precision.

What's more, the modular design means that the configuration you specify today can be easily upgraded if your needs change in the future.

The standard paper supply, for example, can grow to 13,500 sheets. Not only does that give you longer uninterrupted printing for maximum productivity, but you can load the trays with a wide variety of media, ready to tackle a range of tasks as and when they are presented.

On the lightest media through to the heaviest\*, and on coated, uncoated and textured stock, from the input tray through to the curl correction unit and on to the finishing systems of your choice, Sharp Pro Series Colour Light Production Printing Systems will take care of all of your document needs.

\*on 55gsm to 300gsm paper weight



# Exceptional colour. Effortless control.

When every deadline counts, we make sure that you can always rise to the challenge.

We understand the pressure of deadlines. That's why we engineered the MX-8090N and MX-7090N to handle the widest possible range of jobs in the greatest variety of print environments. Then we added a 15.4" colour touch screen for intuitive, multi-touch finger-swipe control of an embedded or external Fiery server.

Whichever model you choose, you can be confident of a production-class colour printing system with the performance, versatility and ease of use you need to satisfy your most demanding requirements.

## Easy productivity

The embedded controller simplifies colour management and print job programming with easy-to-master colour tools, without compromising quality.

Skilled operators will appreciate advanced functions such as auto trapping, standard and custom ICC profiles, and RGB to CMYK colour conversion, but even casual users will find it easy to adjust RGB colour balance, image brightness, contrast and saturation.

Because Fiery servers can spool, RIP and print simultaneously, the printing system can run at its full rated speed regardless of which configuration you decide on. You'll find productivity is enhanced across the print room and jobs are turned around faster than ever.





**Precise, consistent colour**

All Fiery servers are PANTONE® optimised to guarantee the best match for all PANTONE colour libraries. Fiery colour management tools for colour matching, profiling, preflight and troubleshooting guarantee the best colour consistency and accuracy.

**Industry-leading technology**

Winner of multiple awards, Fiery Command WorkStation® makes it easy for local and remote Mac and PC clients to control Fiery servers, manage colour, submit jobs, preview jobs before printing, and more.

Fiery servers come with a wide range of workflow and colour management software tools needed for enterprise-level printing environments, giving you complete control over every part of the production workflow.

**Convenient variable data printing**

Fiery software is also ideal for creating personalised communications with variable data printing (VDP). Compatible with all VDP protocols, languages and applications, they let you work with the authoring tool of your choice to create static and variable elements.



MX-PE13 External Fiery Server.



MX-PE14 Embedded Fiery Server.



# Total productivity.

Designed from the ground up for performance, reliability and ease of use.

## Maximum uptime

No one likes interruptions. So we designed the MX-8090N and MX-7090N for total productivity.

An advanced triple-air feed system drives smooth paper handling for trouble-free print runs. The integrated double-sided scanning is as fast as you need, with as many as 200 impressions per minute. A large, expandable paper supply lets you take on the largest jobs with confidence and you can load more paper and toner at any time, without ever pausing the print run.

And as time goes by, you can build up a collection of customised document, job and media profiles, which can be retrieved to make repeat jobs even quicker.

It all adds up to total productivity and professional output for the best possible return on investment.




## Complexity made easy

What can you print? Almost anything. Although the MX-8090N and MX-7090N are extremely capable, they are surprisingly easy to use, with many 'simple' settings to take care of ordinary everyday jobs.

Advanced system architecture and a fast processor lets you print large and complex documents quickly and with excellent colour accuracy. And you get genuine Adobe PS3 to support advanced graphic applications, too.

20-sheet booklet-making with optional trimming; stapling and hole-punching; page insertion, and a variety of folds, can all be managed in a seamlessly smooth operation. Plus, you can rise to the challenge every time with the industry-leading GBC SmartPunch inline punching system and the Plockmatic professional booklet making unit.



### Enhanced scanning

The built-in 150-sheet Duplex Single Pass Feeder (DSPF) can process mixed documents simultaneously at speeds of up to 200 impressions per minute. It's also possible to convert scans into editable Microsoft® Office files and searchable PDFs using Optical Character Recognition (OCR).

### Robust security

Data security is everyone's concern. And with tough new laws such as the General Data Protection Regulation (GDPR) placing stringent obligations on anyone who collects, stores or processes the personal data of EU residents, you need every part of your network to be compliant. That includes printers.

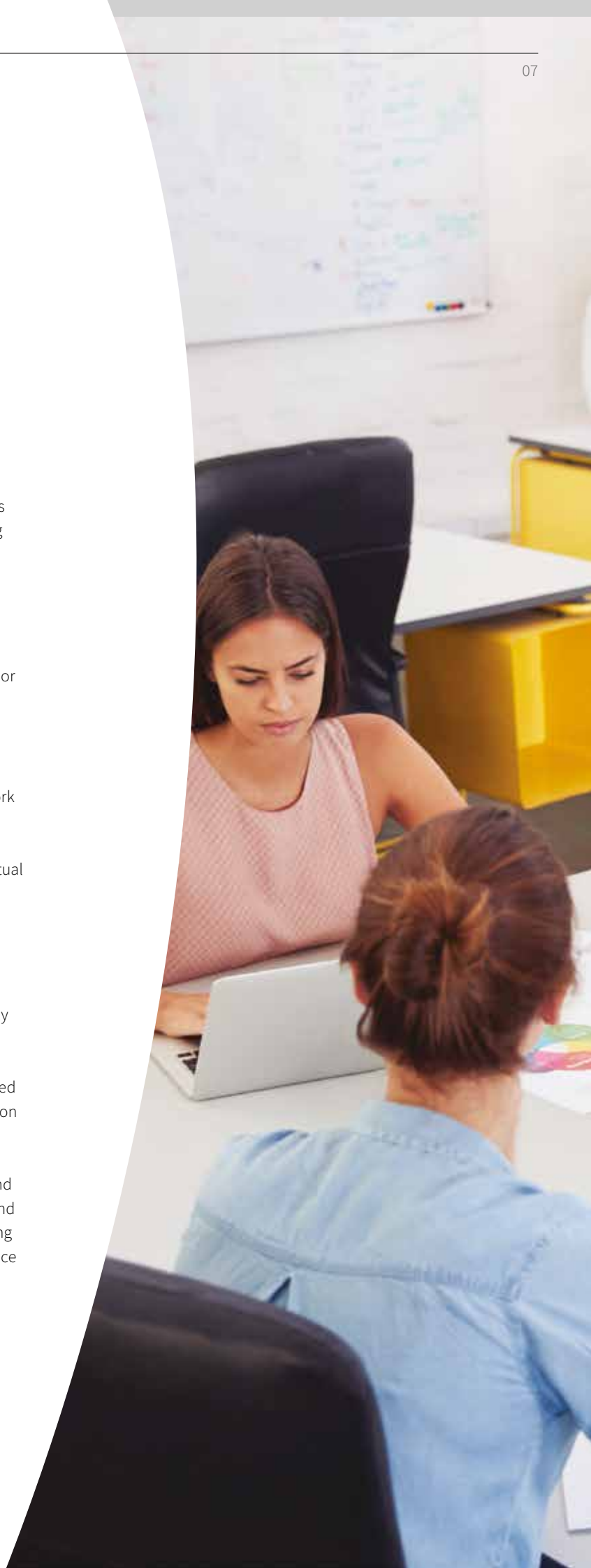
The MX-8090N and MX-7090N come with layer upon layer of robust but unobtrusive security. Powerful encryption, network protocol filtering, document control, activity logs, strong password protection and secure erasure capabilities work together, ensuring that confidential information and intellectual property are protected whether you're copying, scanning or printing.

### Impeccable environmental credentials

Like all Sharp printing systems, the MX-8090N and MX-7090N have been designed and engineered to be as environmentally friendly as possible.

The Pro Series Light Production systems use Sharp's advanced micro-fine toner technology, which offers a lower consumption rate, less waste and longer replacement intervals.

Our supplies are packaged using fully recyclable materials and long-life consumable parts help minimise service intervals and downtime. LED lights in the scanner, a choice of energy-saving modes and a fuser which can turn itself off all help you balance productivity with economy.



# Making the right choice.

Regardless of whether you're in education, public sector or in-house corporate reprographics department there's a configuration to suit your needs.

The MX-8090N and MX-7090N offer the choice of three powerful controllers. These include the Sharp Print Controller and two optional Fiery Print Servers, operating on the latest platforms for maximum versatility and productivity.



**Basic all-rounder**



**Flexible and versatile**



**Hours of uninterrupted printing**



# Connect anytime, anywhere.

Business isn't fixed to one place anymore – and neither is your workforce. That's why being able to connect and share information securely is crucial, right across the board.



Google Drive



OneDrive



SharePoint

box



CLOUD PORTAL OFFICE

## Choose how you connect

### The cloud

Print from and scan to the cloud straight from the MFP control panel, without having to constantly enter usernames and passwords. Access popular public cloud storage services in an instant with Single Sign-on, including Google Drive™, Sharepoint®, OneDrive®, Microsoft Online, Box and Cloud Portal Office.

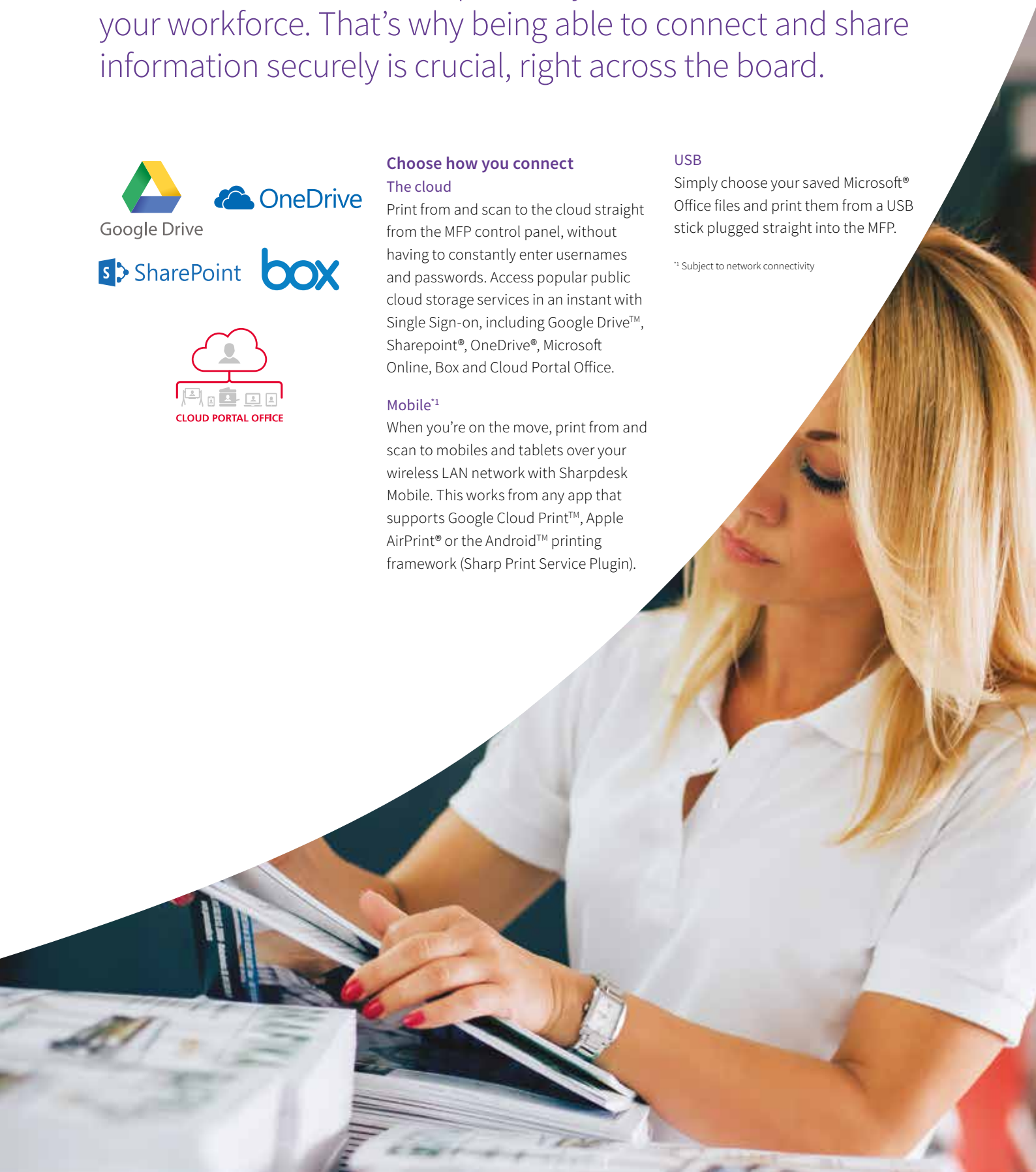
### Mobile<sup>1</sup>

When you're on the move, print from and scan to mobiles and tablets over your wireless LAN network with Sharpdesk Mobile. This works from any app that supports Google Cloud Print™, Apple AirPrint® or the Android™ printing framework (Sharp Print Service Plugin).

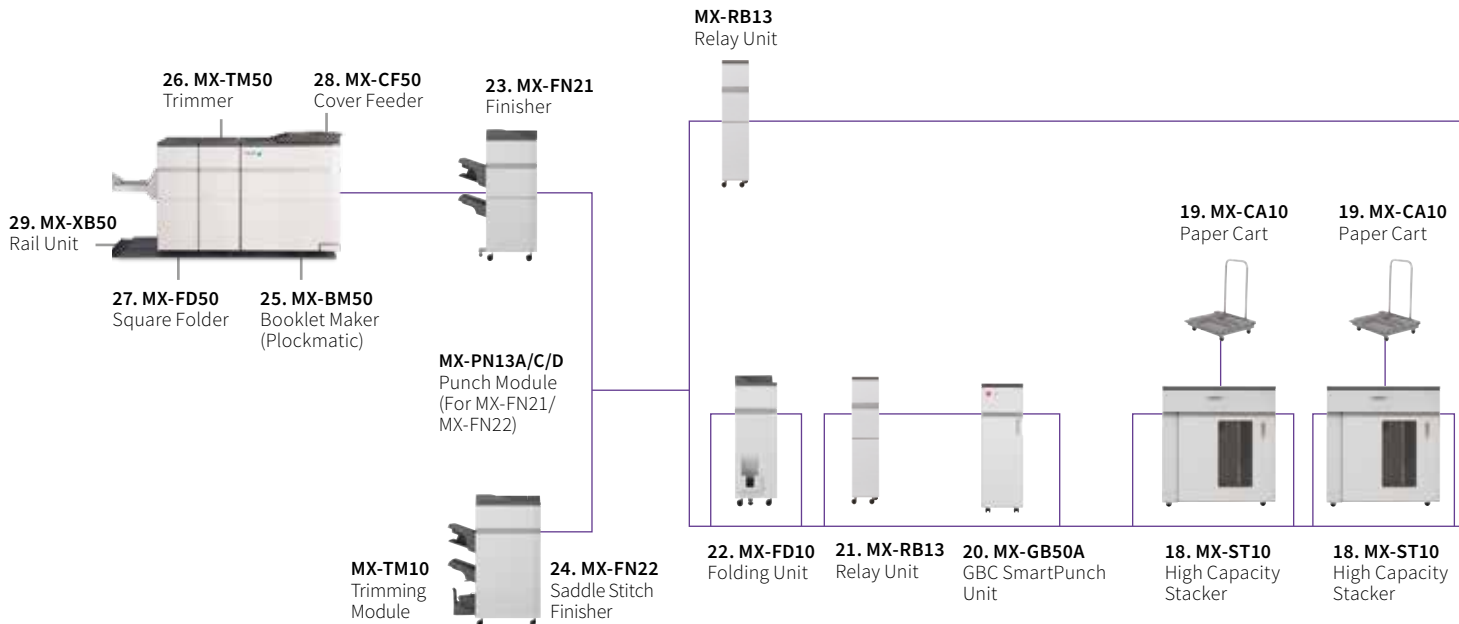
### USB

Simply choose your saved Microsoft® Office files and print them from a USB stick plugged straight into the MFP.

<sup>1</sup> Subject to network connectivity



# Configuration and Options



## Base Unit

### MX-KB16 Keyboard

**1. MX-MF10 Multi Bypass Tray** (for main machine)  
A5R - A3W (also supports 13" x 19.2"), 100 sheets (80g/m<sup>2</sup>)  
Cannot be installed with MX-LC13N.

**2. MX-LT10 Long Paper Feeding Tray**  
Recommended for banner printing.

**3. MX-LC12 Large Capacity Tray (A4)**  
A4 - B5, 3,500 sheets (80g/m<sup>2</sup>)  
Requires MX-MFX1. Cannot be installed with MX-LCX3 N or MX-LC13N.

**4. MX-LCX3 N Large Capacity Tray (A3)**  
A3 - A4R (also supports 13" x 19.2"), 3,000 sheets (80g/m<sup>2</sup>)  
Requires MX-MFX1. Cannot be installed with MX-LC12 or MX-LC13N.

**5. MX-RB14 Paper Pass Unit** (between main machine and MX-LC13N)  
Must be installed with MX-LC13N.

**6. MX-LC13N Large Capacity Tray (2 drawers)**  
SRA3 - A4R (also supports 13" x 19.2"), 2,500 sheets each (80g/m<sup>2</sup>)  
Requires MX-RB16. Cannot be installed with MX-LC12 or MX-LCX3 N.

**MX-RB17 Connection Module**  
Required if 2 x MX-LC13N are installed.

**7. MX-MF11 Multi Bypass Tray** (for MX-LC13N)  
SRA3 - A5R (also supports 13" x 19.2"), 500 sheets (80g/m<sup>2</sup>)



**8. MX-SL10 N Status Indicator**

**9. MX-PE13 Fiery Server**  
Requires MX-PX13.

**10. MX-PX13 Interface Kit**  
Requires MX-PE13.

**11. MX-PE14 Fiery Server** (embedded)  
Requires MX-PX12.

**12. MX-PX12 Interface Kit**  
Requires MX-PE14.

## Finishing

### 13. MX-TR14 Exit Tray Unit

Cannot be installed with MX-RB14, MX-LC13N and MX-MF11.

### 14. MX-TU14 Exit Tray Cabinet

**15. MX-RB12 N Paper Pass Unit** (for main machine)

### 16. MX-RB15 Curl Correction Unit

Corrects paper curling by putting pressure on the convex/concave curl.  
Required if MX-FN21 or MX-FN22 is installed.

### 17. MX-CF11 Inserter (200-sheet x 2 bin)

SRA3 - A5R, 200 sheets each (80g/m<sup>2</sup>).  
Requires MX-RB15 and either MX-RB13 or MX-FD10 if connecting to MX-FN21 or MX-FN22.

### 18. MX-ST10 High Capacity Stacker

SRA3 - A5R  
Paper stacking tray: 5,000 sheets (80g/m<sup>2</sup>)  
Top tray: 250 sheets (80g/m<sup>2</sup>)  
Requires MX-RB15.



Stacker

### 19. MX-CA10 Paper Cart

Included with MX-ST10.  
For transporting finished documents to another location.

### 20. MX-GB50A GBC SmartPunch Unit

Paper Size: A4  
Paper Weight: 75-216 g/m<sup>2</sup>  
Requires MX-RB13 and either MX-FN21 or MX-FN22

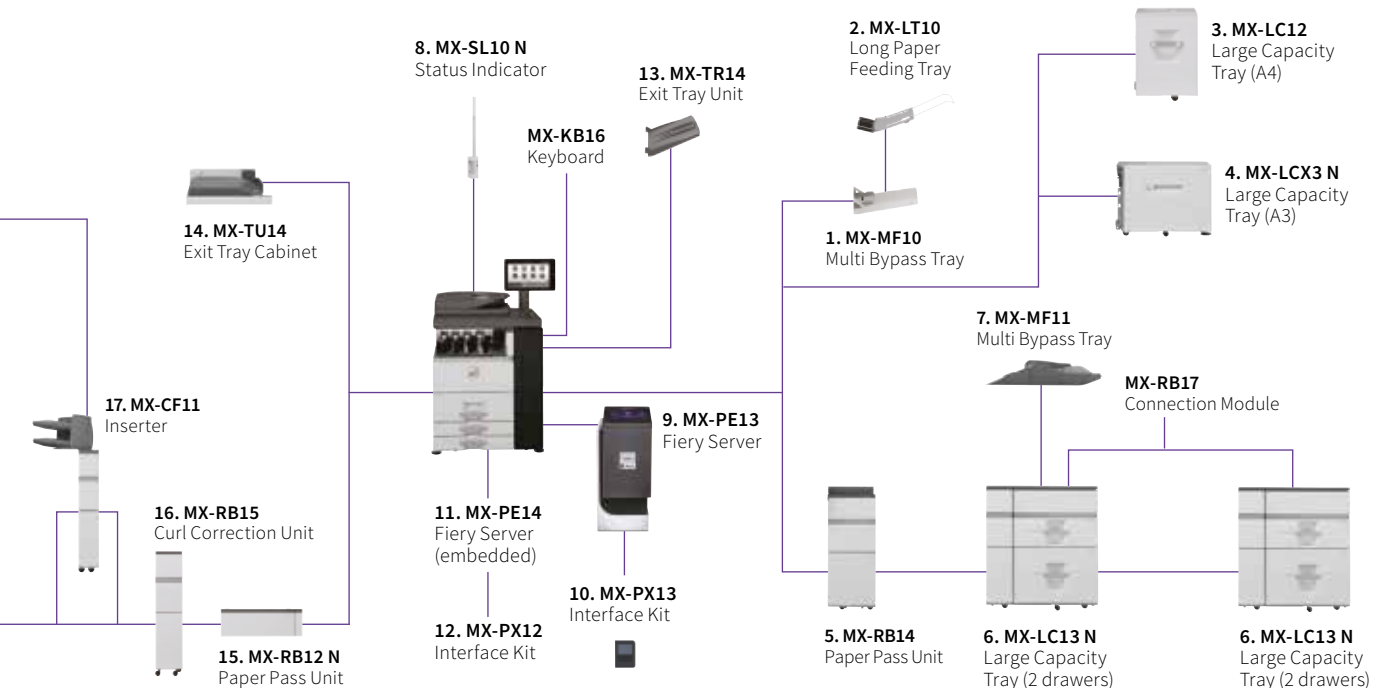


### 21. MX-RB13 Relay Unit

(between 100-sheet finisher and inserter).  
Must be installed if MX-FD10 is not required.  
Required if MX-GB50A is installed.

### 22. MX-FD10 Folding Unit

Folding options include Z, C, accordion, double and half folds.  
Can only be installed with MX-FN21 or MX-FN22.



**23. MX-FN21 Finisher** (4k - 100-sheet staple)  
A3 - B5 (offset/staple), SRA3 - A5R (non offset)  
Requires MX-RB15. Cannot be installed with MX-FN22.

**24. MX-FN22 Saddle Stitch Finisher** (4k - 100-sheet staple)  
A4, A3, SRA3  
Paper size: 206 x 275 mm (Min) to 320 x 457.2 mm (Max)  
Paper Weight: 64-300 g/m<sup>2</sup>  
Capacity: 1-30 sheets\* (stapled and folded)  
Requires MX-BM50 & MX-TM50.

**MX-PN13A/C/D Punch Module** (for MX-FN21 or MX-FN22)  
A: 2 hole punch, C: 2/4 hole punch, D: 4 hole wide punch

**MX-TM10 Trimming Module** (for MX-FN22)  
Up to 20 mm trim width, 1,500 sheets (80 g/m<sup>2</sup>)

**25. MX-BM50 Booklet Maker** (Plockmatic)  
A4, A3, SRA3  
Requires MX-FN21 and MX-XB50.

**26. MX-TM50 Trimmer** (for Plockmatic)  
A4, A3, SRA3  
Paper size: 206 x 275 mm (Min) to 320 x 457.2 mm (Max)  
Paper Weight: 64-300 g/m<sup>2</sup>  
Capacity: 1-30 sheets\* (stapled and folded)  
Requires MX-BM50 & MX-TM50.

**27. MX-FD50 Square Folder** (for Plockmatic)  
A4, A3, SRA3  
Paper size: 206 x 275 mm (Min) to 320 x 457.2 mm (Max)  
Paper Weight: 64-300 g/m<sup>2</sup>  
Capacity: 1-30 sheets\* (stapled and folded)  
Requires MX-BM50 & MX-TM50



**28. MX-CF50 Cover Feeder** (for Plockmatic)  
Paper Weight: 70-250 g/m<sup>2</sup>  
Capacity: 20mm (approx. 200 sheets of 80g/m<sup>2</sup> paper)  
Requires MX-BM50.

**29. MX-XB50 Rail Unit**  
Requires MX-BM50.



#### Connectivity

#### Printing

**MX-PF10 Barcode Font Kit**  
Enables barcode printing

#### Scanning

#### AR-SU1 Stamp Unit

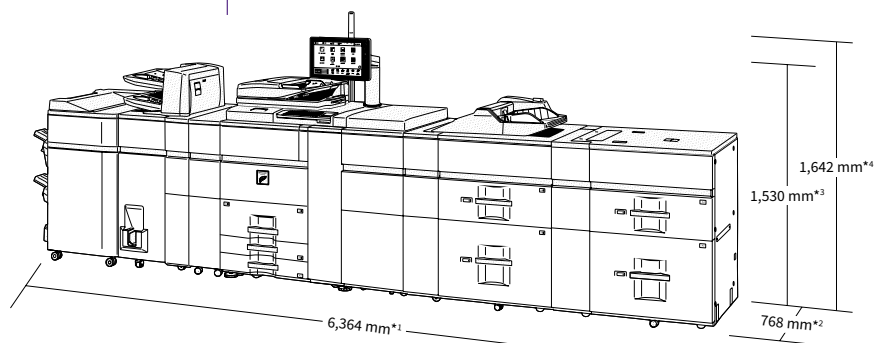
Marks already scanned documents for checking.

#### Sharp OSA®

**MX-AMX1 Application Integration Module**

#### Security

**MX-FR58U Data Security Kit** (non CC version)



\*1: 6,491 mm when finisher tray is extended  
\*2: 812 mm when keyboard is pulled out  
\*3: Base unit  
\*4: Including status indicator

Shown with options.

\* A4 or smaller, 80 g/m<sup>2</sup>.

# Specifications

## General

<b>A4* Engine speed</b> (ppm) (Plain / Coated) (Max) 52 – 105 g/m <sup>2</sup> 106 – 220 g/m <sup>2</sup> 221 – 300 g/m <sup>2</sup>	<b>MX-7090N</b> 70 / 70 38 / 38 30 / 30	<b>MX-8090N</b> 80 / 80 38 / 38 30 / 30
<b>A3 Engine speed</b> (ppm) (Plain / Coated) (Max) 52 – 105 g/m <sup>2</sup> 106 – 220 g/m <sup>2</sup> 221 – 300 g/m <sup>2</sup>	<b>MX-7090N</b> 41 / 41 23 / 23 18 / 18	<b>MX-8090N</b> 45 / 45 23 / 23 18 / 18
<b>SRA3 Engine speed</b> (ppm) (Plain / Coated) (Max) 52 – 105 g/m <sup>2</sup> 106 – 220 g/m <sup>2</sup> 221 – 300 g/m <sup>2</sup>	<b>MX-7090N</b> 39 / 39 22 / 22 17 / 17	<b>MX-8090N</b> 43 / 43 22 / 22 17 / 17
<b>Paper weight</b> (g/m <sup>2</sup> ) (Min – Max) Drawer 1 & 2 Drawer 3 & 4 MX-MF10 MX-MF11 MX-LC12 MX-LCX3 N MX-LC13N	60 – 105 60 – 220 55 – 300 55 – 220 60 – 220 60 – 220 55 – 300	
<b>Paper size**</b> (Min – Max) Drawer 1 & 2 Drawer 3 Drawer 4 MX-MF10/MX-MF11 MX-LC12 MX-LCX3 N MX-LC13N	A4 B5R – A3W A5R – A3W A5R – SRA3 (also supports 13" x 19.2") B5 – A4 B5 – SRA3 (also supports 13" x 19.2") B5 – SRA3 (also supports 13" x 19.2")	
<b>Paper input capacity</b> (Min – Max) A4 A3 SRA3	3,100 – 13,500 1,000 – 11,500 100 – 10,500	
<b>Paper output capacity</b> (Min – Max) A4 / A3 / SRA3	250 – 13,500	
<b>Warm-up time**</b> (seconds)	90	
<b>Duplex</b>	Std	
<b>Memory</b> Copier/Printer (shared) HDD**	5 GB 1 TB	
<b>Power requirements</b>	220 to 240V/8A, 50/60Hz (10A plug x 2)	
<b>Power consumption</b> (kW) (Max)	3.84	
<b>Dimensions**</b> (mm) (W x D x H)	982 x 768 x 1,530	
<b>Weight</b> (kg)	223.8	

## Copier

<b>Original paper size</b> (Max)	A3
<b>First copy time**</b> (seconds)	Colour B/W MX-8090N 5.1 3.7 MX-7090N 5.6 4.0
<b>Continuous copies</b> (Max)	9,999
<b>Resolution</b> (dpi) Print (Colour) Print (B/W)	600 x 600, 9600 (equivalent) x 600 1200 x 1200, 600 x 600, 9600 (equivalent) x 600
<b>Gradation levels</b>	256
<b>Zoom range</b> (%)	25 – 400 (25 – 200 using DSPF) in 1% increments
<b>Preset copy ratios</b>	10 (5R/5E)



\*1 Long-edge feeding. \*\* Only short-edge feeding can be used with A5 (5 1/2" x 8 1/2") paper. \*\* At rated voltage, May vary depending on operating conditions and environment. \*\* HDD capacity depends on procurement and sourcing status. \*\* Including adjusters and protruberances. \*\* Long-edge feeding of A4 (8 1/2" x 11") sheets from 2nd paper tray, using document glass, without Auto Colour Selection and Auto Colour mode, MFP in fully ready condition. May vary depending on operating conditions and environment. \*\* Resolution will vary depending on the size of the scanned area. \*\* Colour/greyscale only. \*\* Storage capacity will vary depending on the type of document and the scan settings.

Design and specifications are subject to change without prior notice. All information was correct at time of print. The ENERGY STAR logo is a certification mark and may only be used to certify specific products that have been determined to meet the ENERGY STAR programme requirements. ENERGY STAR is a US registered mark. Windows, Windows XP, Windows Server and Windows Vista are registered trademarks of Microsoft Corporation. Adobe and PostScript 3 are either registered trademarks or trademarks of Adobe Systems Incorporated in the U.S. and/or other countries. All other company names, product names, and logotypes are trademarks or registered trademarks of their respective owners. ©Sharp Corporation December 2017. Ref: Datasheet MX-8090N/MX-7090N Job Ref 18729. All trademarks acknowledged. E&OE.

## Network Printer

<b>Resolution</b> (dpi)	600 x 600, 1200 x 1200, 9,600 (equivalent) x 600
<b>Interface</b>	USB2.0, 10Base-T / 100Base-TX / 1000Base-T
<b>Supported OS</b>	Windows Server* 2008/2008R2/2012, 2012R2, 2016, Windows* 7, Windows* 8.1, Windows* 10 Mac OS X 10.6, 10.7, 10.8, 10.9, 10.10, 10.11, 10.12, 10.13
<b>Network protocols</b>	TCP/IP (IPv4 & IPv6)
<b>Printing protocols</b>	LPR, Raw TCP (port 9100), POP3 (e-mail printing), HTTP, FTP for downloading print files, IPP
<b>PDL</b>	PCL6, Genuine Adobe® PostScript® 3™
<b>Available fonts</b> PCL Genuine Adobe® PostScript® 3™	80 139

## EFI Fiery Controller (optional MX-PE13 & MX-PE14)

<b>Resolution</b> (dpi)	1200 x 1200, 600 x 600 (PS)
<b>Interface</b>	Gigabit Ethernet On Board
<b>Supported OS</b>	Windows 7(32/64bit), 8 (32/64bit), 8.1 (32/64bit), 10 (32,64bit), Server 2008 R2 (64bit), Server 2012 (64bit), Server 2012 R2 (64bit), Server 2016 Mac OS X 10.9, 10.10, 10.11, 10.12 (Mac printer driver 5.0 and FEA 4.4 and later) (on Intel-based Mac OS computers)
<b>Network protocols</b>	TCP/IP, LDAP, iPrint through LPR
<b>Printing protocols</b>	LPD (TCP/IP network , LPR protocol) PAP: (Supported for font downloading) SMB: (Windows network over TCP/IP), Port9100, IPP1.1 FTP Printing: (from an FTP client to the Fiery Server) Print via E-mail: Sends jobs over e-mail for printing. WSD (Web Services for Devices): Supported by Windows 7 or later.

## Colour Network Scanner

<b>Scan method</b>	Push scan (via operation panel) Pull scan (TWAIN-compliant application)
<b>Resolution</b> (dpi) Push scan Pull scan	100, 150, 200, 300, 400, 600 75, 100, 150, 200, 300, 400, 600 50 - 9,600 via user setting*7
<b>File formats</b>	TIFF, PDF, PDF/A, encrypted PDF, compact PDF*, JPEG*, XPS, searchable PDF, OOXML (docx, xlsx, pptx), text (TXT (UTF-8)), rich text (RTF)
<b>Scan destinations</b>	Scan to e-mail, FTP server, network folder (SMB), USB memory, HDD
<b>Scanner utilities</b>	Sharpdesk

## Document Filing

<b>Document filing capacity</b> (pages/or files) Main folder & Custom Folder Quick file folder	35,000*9 or 5,000 10,000*9 or 1,000
<b>Stored jobs</b>	Copy, print, scan
<b>Storage folders</b>	Quick folder, main folder, custom folder (max.1,000)
<b>Confidential storage</b>	Password protection